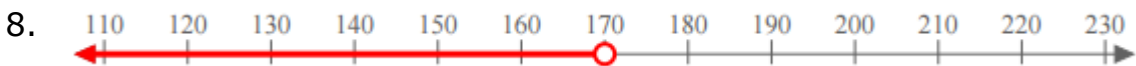
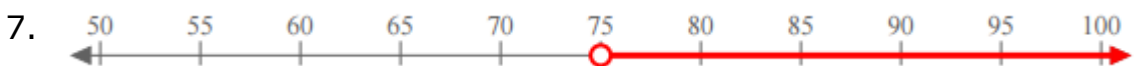
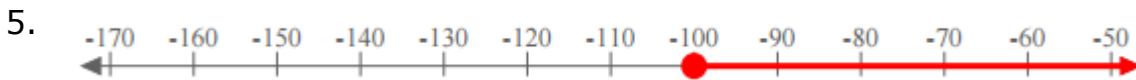
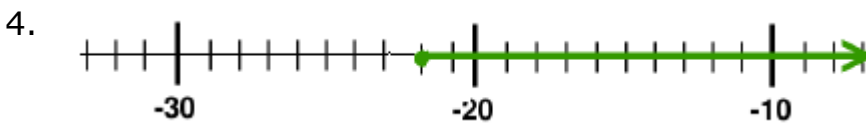
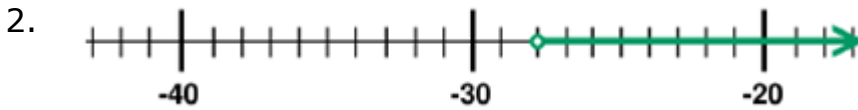
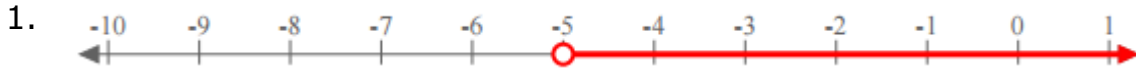


Writing an inequality given a graph on the number line: Worksheet 6.2

Name Date Score

Write an inequality for each of the graphs on number line given below.



Solutions: Worksheet 6.2

1. $x > -5$

2. $x > -28$

3. $x \leq -15$

4. $x \geq -22$

5. $x \geq -100$

6. $x \geq 120$

7. $x > 75$

8. $x < 170$

9. $x \geq 60$

10. $x \geq 18$

