

Graphing a linear inequality on the number line: Worksheet 5.2

Name Date Score

Plot the following linear inequalities on the number line.

1. $x + 3 \geq 23$

2. $3x \leq 21$

3. $x - 2 \geq 6$

4. $x - 3 \leq 10$

5. $2x < 18$

6. $x/5 < 1$

7. $x/3 \geq 16$

8. $x/7 \leq 3$

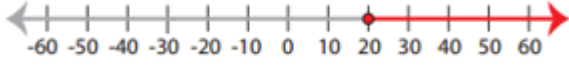
9. $x + 2 > 8$

10. $x - 3 \geq -1$



Solutions: Worksheet 5.2

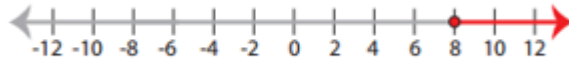
1.



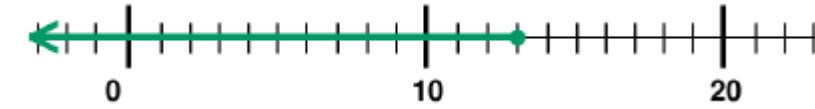
2.



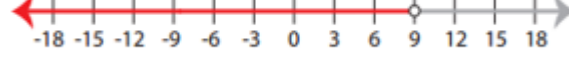
3.




4.



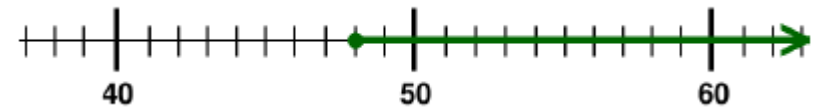
5.



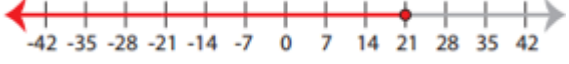
6.



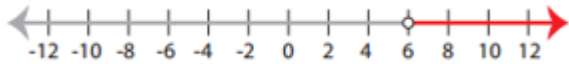
7.



8.



9.



10.

