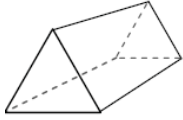


Vertices, Edges, and Faces of a Solid: Worksheet 2.1

Name Date Score

Use the diagrams to determine the faces, vertices and edges of the following shapes.

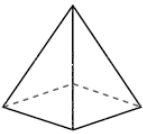
1.



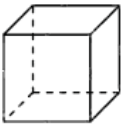
2.



3.



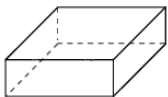
4.



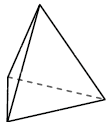
5.



6.



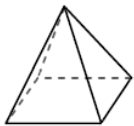
7.



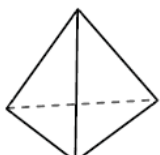
8.



9.



10.



Solutions: Worksheet 2.1

1. Triangular prism 1)Faces: 5 2) Vertices: 6 3) Edges: 9
2. Rectangular prism 1)Faces: 6 2) Vertices: 8 3) Edges: 12
3. Square pyramid 1)Faces: 5 2) Vertices: 5 3) Edges: 8
4. Cube 1)Faces: 6 2) Vertices: 8 3) Edges: 12
5. Sphere 1)Faces: 0 2) Vertices: 0 3) Edges: 0
6. Rectangular prism 1)Faces: 6 2) Vertices: 8 3) Edges: 12
7. Triangular pyramid 1)Faces: 4 2) Vertices: 4 3) Edges: 6
8. Cylinder 1)Faces: 2 2) Vertices: 0 3) Edges: 0
9. Square pyramid 1)Faces: 5 2) Vertices: 5 3) Edges: 8
10. Triangular pyramid 1)Faces: 4 2) Vertices: 4 3) Edges: 6

